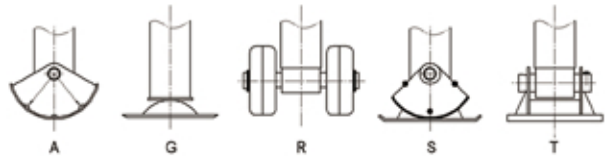
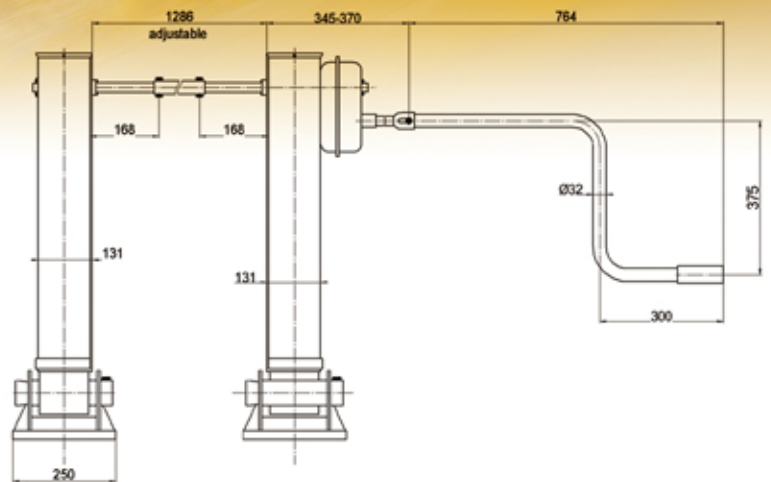
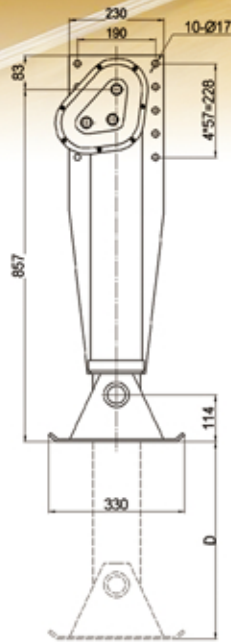




# LANDING GEARS



## STANDARD MODELS

Types	Types of Shoes	Lift (D)	Height (A)
KML 280001A	A	430	814
KML 280001G	G	430	770
KML 280001R	R	430	797
KML 280001S	S	430	822
KML 280001T	T	430	784

## STANDARD MODELS

Types	Types of Shoes	Lift (D)	Height (A)
KML 280002A	A	480	864
KML 280002G	G	480	820
KML 280002R	R	480	847
KML 280002S	S	480	872
KML 280002T	T	480	844

**KML** Bearing and Equipment Ltd.

Flat 5-7, 26/F, Saxon Tower, 7 Cheung Shun Street, Lai Chi Kok, Kowloon, Hong Kong.

Tel: ++852-2425-1661 Fax: ++852-2480-5866 E-mail: info@kml-bearing.com Website: www.kml-bearing.com